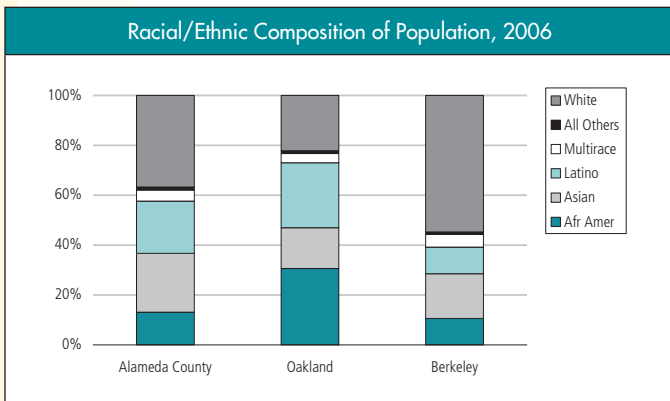


Oakland/Berkeley Community Action to Fight Asthma (OB-CAFA) Asthma Report Card Data Supplement

This supplement provides additional asthma data for those who are interested in knowing more about patterns of asthma in Oakland, Berkeley, and Alameda County. Please refer to the Oakland/Berkeley Community Action to Fight Asthma (OB-CAFA) Asthma Report Card for information about OB-CAFA and its advocacy work in the community.

Demographic and Socioeconomic Profile

Alameda County is home to 1,526,148 residents. Of these, 415,492 (27%) live in Oakland and 106,347 (7%) live in Berkeley.¹ Oakland is more racially diverse than either Berkeley or Alameda County: more than 75% of Oakland residents are non-white, compared to 45% of Berkeley residents and 63% of Alameda County residents.²

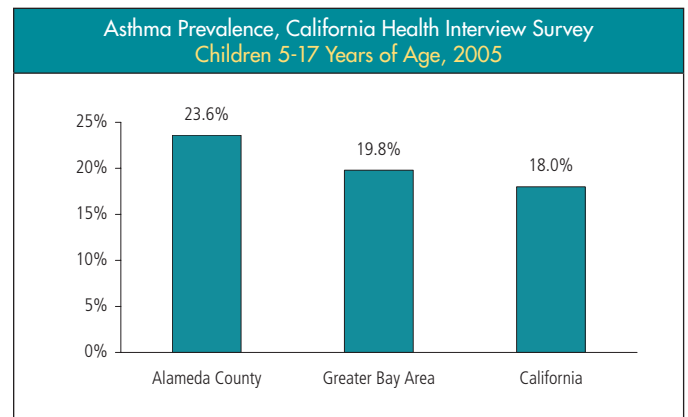


In Oakland, 25.0% of the population is younger than 18 years of age, compared to 14.1% in Berkeley and 24.4% in Alameda County.² In 2006, Oakland and Berkeley had median household incomes in the \$46,000 to \$51,000 range compared to about \$64,000 in the county. About 20% of Oakland and Berkeley residents lived in poverty while countywide the number was much smaller (11.2%).³

In Alameda County, 7.5% of children ages 5 to 17 years are estimated to be uninsured part or all of the year. That percentage is higher, 21.6%, among children living in poverty. In California, 10.6% of all children 5 to 17 years are uninsured compared to 19.4% of children living in poverty.⁴

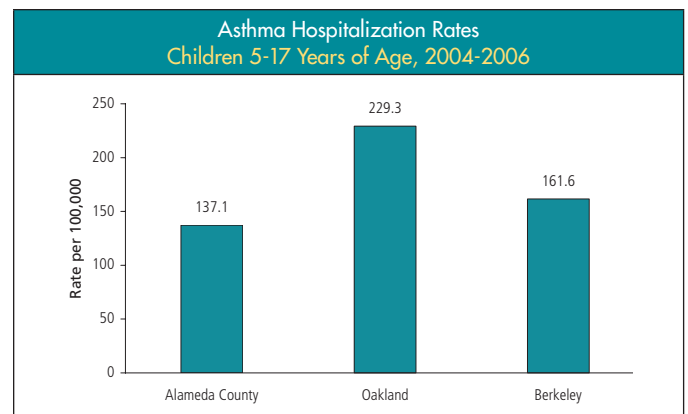
Asthma Prevalence

The California Health Interview Survey (CHIS) showed that in 2005, 23.6% of children 5 to 17 years of age in Alameda County had ever been diagnosed with asthma, a figure that is higher than the 19.8% found regionally in the Greater Bay Area and the 18.0% found in California.⁴ A special CHIS study in Oakland in 2003 found that 15.5% of 5 to 11 year-olds and 27.9% of 12 to 17 year-olds had ever been diagnosed with asthma.⁵

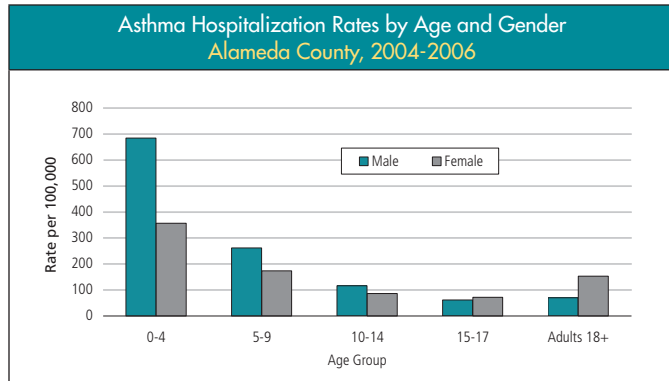


Hospitalization for Asthma

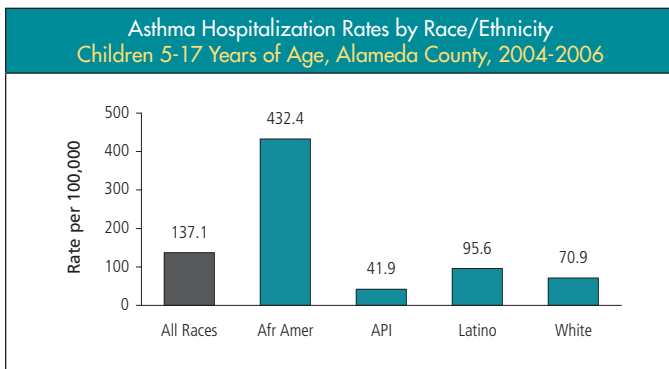
From 2004 to 2006, there were 6,578 hospitalizations for asthma in Alameda County, an average of 2,193 per year.⁶ Of these, 16.2% (n=1,064) were children 5 to 17 years of age (an average of 354 per year). The rate of asthma hospitalization in Oakland was 229.3 per 100,000, 67% higher than the Alameda County rate. The Berkeley rate was 161.6 per 100,000, about 18% higher than the county rate.



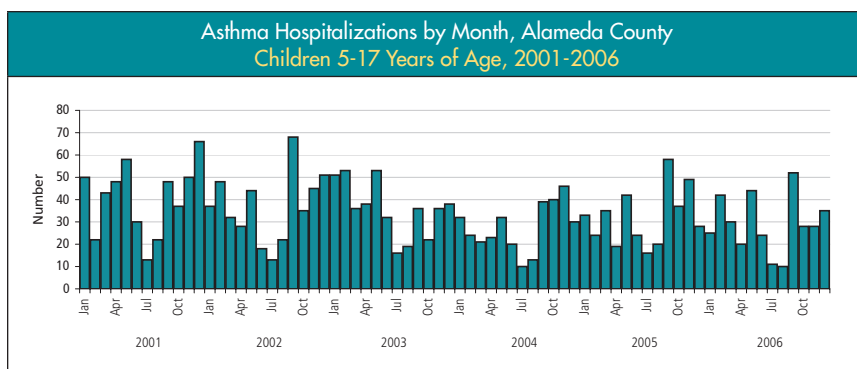
Rates of asthma hospitalization were highest among children from birth to four years of age. Males in this youngest age group were hospitalized twice as often as females. Among school-aged children, the rate was highest among males 5 to 9 years of age. Rates decreased for both genders in the age groups 10 to 14 and 15 to 17 years.



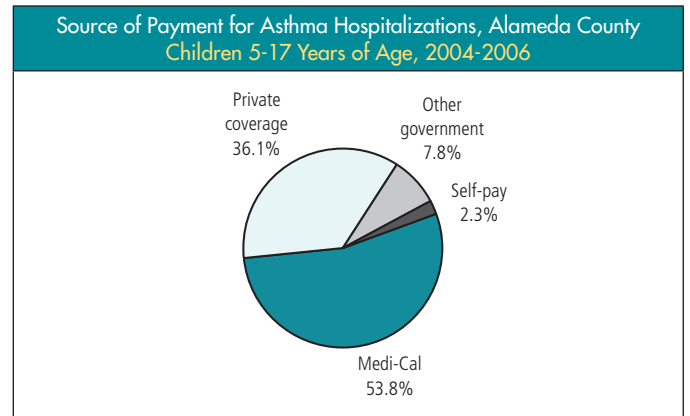
African American children were hospitalized at a rate of 432.4 per 100,000, three times the county rate of 137.1 per 100,000. Latinos had the second highest rate (95.6), followed by Whites (70.9) and Asian/Pacific Islanders (41.9). Rates for other racial groups are not presented due to small numbers.



Asthma hospitalizations follow a seasonal pattern that shows peaks in the winter cold and flu season (December to February) and low points in the summer months of July and August. A spike in hospital admissions was seen in September of 2002, 2005, and 2006, perhaps reflecting new exposures to respiratory illnesses at the start of the school year.



Over half of asthma hospitalizations among children 5 to 17 years of age in Alameda County were paid for by Medi-Cal (53.8%). This shows that the poorest children bear a disproportionate burden of asthma severe enough to require hospitalization.



References

1. State of California, Department of Finance, E-5 Population and Housing Estimates for Cities, Counties and the State, 2001-2007, with 2000 Benchmark. Sacramento, California, May 2007.
2. Claritas 2005 Population Estimates. Claritas Inc., San Diego, CA.
3. U.S. Census Bureau. American Community Survey: Population and Housing Narrative Profile 2006.
4. California Health Interview Survey (CHIS). 2005. Online statistics available through the AskCHIS data query system: <http://www.chis.ucla.edu/>. Accessed Dec 2007.
5. Alameda County Public Health Department, CAPE Unit. 2003 CHIS oversample. Written communication, Dec 2007.
6. California Office of Statewide Health Planning and Development. Patient Discharge Data Files, 2004-2006.

Data analysis for the OB-CAFA Asthma Report Card and the Data Supplement was conducted by the Community Assessment, Planning, and Education (CAPE) Unit of the Alameda County Public Health Department. Questions about the data can be directed to Jane Martin or Matt Beyers at (510) 267-8020. Questions about the work of OB-CAFA can be directed to Mindy Landmark at (510) 869-8226.

